


































S 3 - LECTURE DE SYLLABES avec les ALPHAS (pour enfant qui ont besoin des alphas)

Consignes pour l'enfant : tu lis les syllabes en t'aidant du son des alphas
Ensuite, tu essaies de retrouver la syllabe en lettres

Ex :



LUNDI	 	ma ji jé	 	ma ra fa
	 	mu lu ju	 	fo fi fa
MARDI	 	ma mo mu	 	vi vo va
	 	fé fi fe	 	lé fé la

JEUDI	 	jé ji ju	 	fi fe fé
	 	lo li lé	 	mo no na
VENDREDI	 	ra ri ro	 	so sa sé
	 	che ché chu	 	ma mé me